



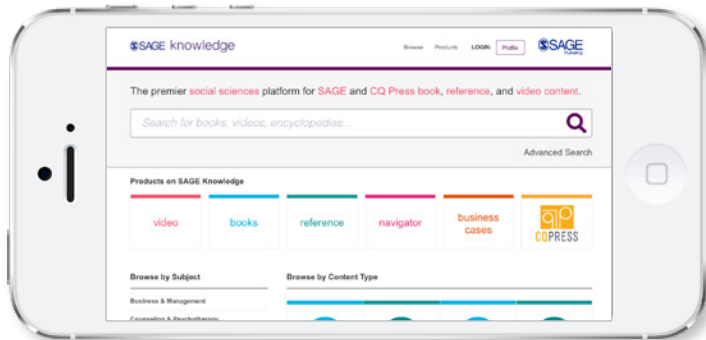
 **SAGE** knowledge

The ultimate social sciences digital library

User Guide

Welcome to SAGE Knowledge

SAGE Knowledge is home to a prestigious range of eBook and eReference content—including scholarly monographs, reference works, handbooks, series, professional development titles, as well as business cases studies, and streaming video—making this the ultimate social sciences digital library for students, researchers, and faculty.



How can I use SAGE Knowledge?

SAGE Knowledge contains information suited to all levels of researchers, from undergraduate students starting their first research projects to experienced faculty members. It will help them to:

- Find SAGE eBook and eReference content
- Identify key research
- Search for quick explanations of terms or concepts
- Find in-depth overviews of topics across the social sciences:
 - Business and Management
 - Counseling and Psychotherapy
 - Criminology and Criminal Justice
 - Education
 - Geography, Earth, and Environmental Science
 - Health and Social Care
 - Media, Communication, and Cultural Studies
 - Politics and International Relations
 - Psychology
 - Sociology



The SAGE Knowledge platform has many tools to help both simplify and personalize the research process. We've put together this quick-start guide to highlight the top features for enabling efficient and quality browsing.

Create a profile

Creating a profile is the first step to personalizing the **SAGE Knowledge** experience by allowing users to save content and searches. To create a profile, sign up as a member of **SAGE Knowledge** by clicking **Profile**, located in the top right corner of every page, and selecting **Create Profile**.

My Account

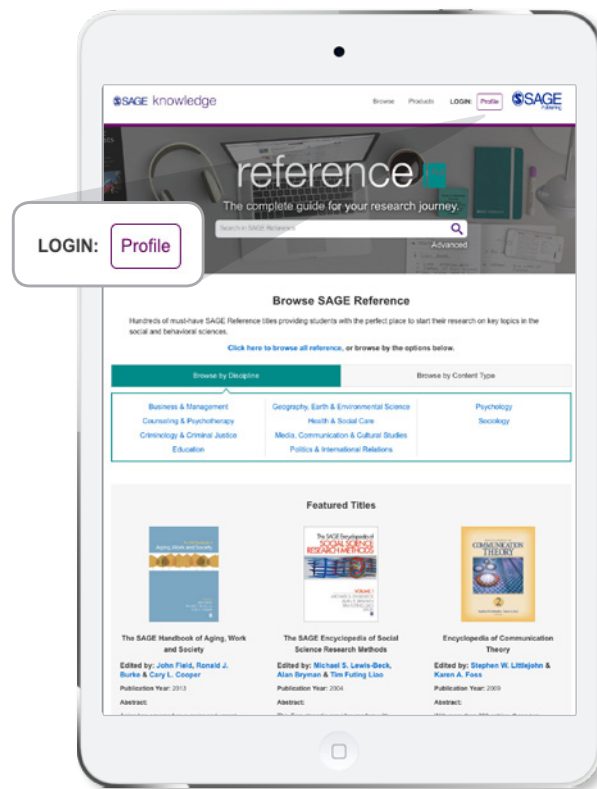
My Account allows users to modify their registration details, including email address, name, and password. In **My Account**, users can also amend alert settings to manage the information received about **SAGE Knowledge** and other SAGE products.

Personalized lists

Gather content on a specific topic and group favorites into collections with **My Lists**. Use this feature to build reading lists for research, or create course reading lists that link directly to the content. Lists can be shared easily with colleagues or students over email.

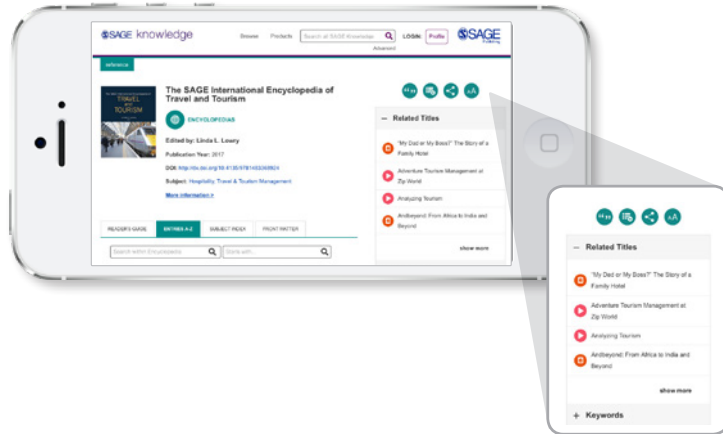
Saved searches

My Searches allow users to save their favorite searches for use in the future. Any saved search terms can be found by clicking **Profile** and logging in.



Start your search

Users can search for titles, authors or key words or phrases within a text. Search results include books, encyclopedias, handbooks, dictionaries, videos, cases, debates and major works. Each search result shows a short extract of the full text.



Browsing content

By subject area: Users browsing by subject area can easily target specific themes as each primary subject is divided into a series of subtopics, allowing for an in-depth exploration of each topic.

By content type: Users can also browse by content type, supporting researchers at all levels to quickly access the type of material most useful for their project.

Advanced search

Looking for something specific? Drill down to the content you need with advanced search criteria. Search by document types, publication details and more.

Downloadable chapters

Download chapters and entries in PDF format to print, mark up and share.

Export your citations

Use the **Citations** feature to house all citations in one place. Exporting is easy, and available in all major formats, including APA, Chicago, Harvard, and MLA.

Discover related content

Find related content easily in other eBook and eReference titles, videos and business cases. One quick search can lead users to a wealth of quality, relevant content to inform their next research project.

SAGE Recommends

Discover even more relevant content from across all of our platforms with **SAGE Recommends**. Based on your search, view a host of suggested related content.

Authentication/profile access

IP authentication

Navigate to **SAGE Knowledge** from a subscribed faculty, library, library IP proxy service, or library website, and you should automatically be authenticated via IP address recognition (or by referring URL) without needing to enter a username and password in **SAGE Knowledge**. Libraries can define a proxy server for some of its constituents, so those users can access the library's subscriptions even if they are not within the account's IP range.

Athens and Shibboleth authentication

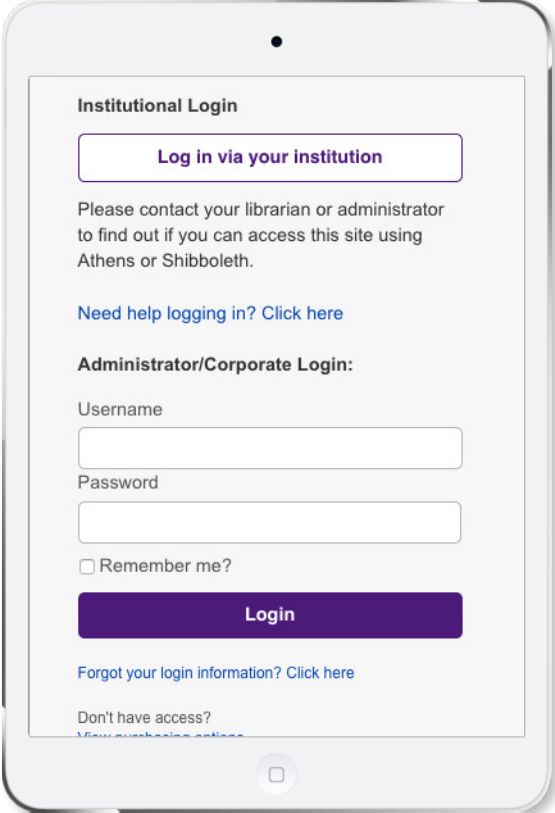
Authentication via OpenAthens and Shibboleth is available.

To help improve your experience of logging into the **SAGE Knowledge** platform when not authenticated through IP range, you will now be able to select your country and institution before being asked to authenticate using options that are specific to your institution:

- Users at an institution that uses Shibboleth will see a Shibboleth option
- Users at a public library with library card access set up will be given the option to click for **Library Card/Barcode** option
- There are also specific log in options for OpenAthens and for username/password.

Username and password authentication

If you are an individual with a username and password from SAGE, you will initially see the public homepage by default. Click the **Login** link in the center of the homepage to enter your username and password to access **SAGE Knowledge**. Upon successful login, the subscriber's homepage will be displayed.



Institutional Login

[Log in via your institution](#)

Please contact your librarian or administrator to find out if you can access this site using Athens or Shibboleth.

[Need help logging in? Click here](#)

Administrator/Corporate Login:

Username

Password

Remember me?

[Login](#)

[Forgot your login information? Click here](#)

Don't have access?
[View subscription options](#)



For additional help and guidance through the login process,
please visit sk.sagepub.com/login_help

For up-to-date information on MARC records and to see our latest
releases, visit the live notification page sk.sagepub.com/new-titles